

DIMENSIONS ARE APPROXIMATE
 OVERALL HEIGHT = 112"
 OVERALL WIDTH WITH RUB
 RAILS & FENDERETTES = 98"

HOSELINE TMC-2007 DUAL INLINE AC CONDENSER.
 CHASSIS TO HAVE SECOND
 ENGINE-DRIVEN AC COMPRESSOR

(7) WHELEN M9 SUPER LED WARNING LIGHTS
 R/R/R/W/R/R/R-CLEAR LENSES

(5) TECNIQ S330 AMBER
 MINI-LED MARKER LIGHTS


LOCKING, SLIDING WINDOW

OEM POWER
 ADJUSTABLE
 MIRRORS

FLASHING HEADLIGHTS W/
 DAYTIME RUNNING LIGHTS

MINI-LED RUNNING
 BOARD LIGHTS

CAST PRODUCTS SIREN
 SPEAKERS IN THE BUMPER



(4) WHELEN ION SERIES
 RED SUPER LED GRILLE
 LIGHTS WITH CLEAR LENSES
 TO FLASH IN X-PATTERN

POLISHED STAINLESS
 STEEL STONE GUARDS

HIDDEN UNLOCK SWITCH
 IN GRILLE AREA

THIS DRAWING IS FOR REPRESENTATIONAL PURPOSES ONLY. DETAILS ARE CONCEPTUAL AND ARE SUBJECT TO CHANGE DURING DESIGN AND CONSTRUCTION
 DIMENSIONS ARE APPROXIMATE UNLESS NOTED OTHERWISE TO MEET A SPECIFIC CUSTOMER NEED.

BULLDOG STOCK



FRONT EXTERIOR VIEW
 CHIEF XL-1/F550 4X4-DIESEL CHASSIS

DATE: 9-12-23
 DWG. BT REV. NR
 DATE:

DRAWING NO.
 CPQ# 9061
 BULLDOG-1

APPROVAL SIGNATURE:

DIMENSIONS ARE APPROXIMATE
 OVERALL HEIGHT = 112"
 OVERALL WIDTH WITH RUB
 RAILS & FENDERETTES = 98"

(5) TECNIQ S330 RED
 MINI-LED MARKER LIGHTS

LED LICENSE
 PLATE LIGHT

WHELEN M9 AMBER SUPER LED WITH CLEAR LENS

(2) WHELEN M9 WHITE SUPER LED LOAD LIGHTS

(2) WHELEN M9 RED SUPER
 LED WITH CLEAR LENSES

REAR VIEW CAMERA

(2) WHELEN M9 RED SUPER
 LED WITH CLEAR LENSES

WHELEN M6 LED TAIL LIGHTS IN

M6 RED BRAKE/TAIL
 M6 AMBER TURN
 M6 WHITE BACK-UP

INDEPENDENT BUMPER WITH
 NON-SKID FLIP-UP CENTER
 STEP AND COT PROTECTOR
 ON STEP EDGE. TOW HOOKS
 LOCATED BELOW STEP/BUMPER.

THIS DRAWING IS FOR REPRESENTATIONAL PURPOSES ONLY. DETAILS ARE CONCEPTUAL AND ARE SUBJECT TO CHANGE DURING DESIGN AND CONSTRUCTION
 DIMENSIONS ARE APPROXIMATE UNLESS NOTED OTHERWISE TO MEET A SPECIFIC CUSTOMER NEED.

BULLDOG STOCK



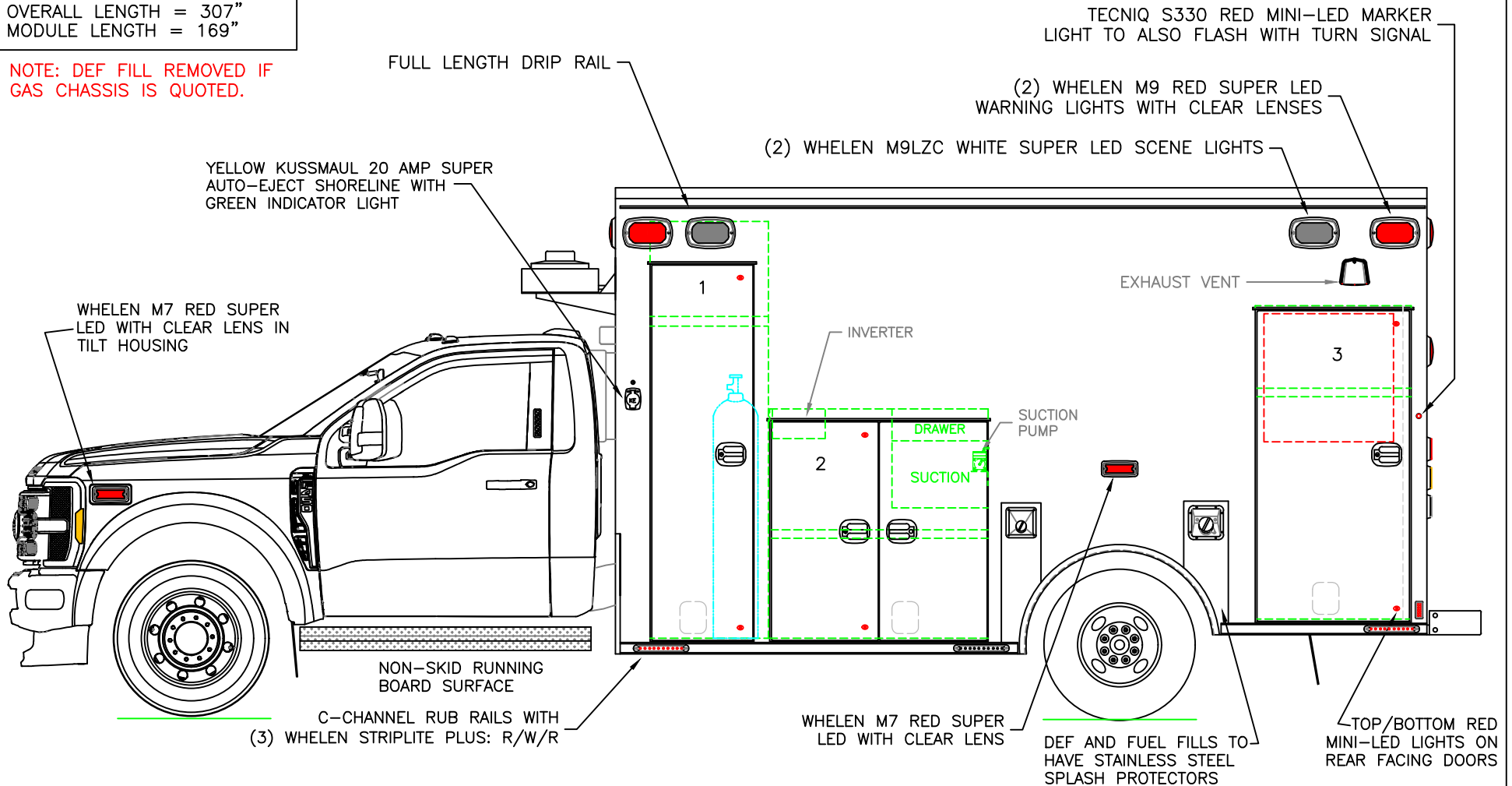
REAR EXTERIOR VIEW
 CHIEF XL-1/F550 4X4-DIESEL CHASSIS

DATE:
 9-12-23
 DWG.
 BT

DRAWING NO.
 CPQ# 9061
 REV.
 NR BULLDOG-2

DIMENSIONS ARE APPROXIMATE
 OVERALL HEIGHT = 112"
 OVERALL LENGTH = 307"
 MODULE LENGTH = 169"

NOTE: DEF FILL REMOVED IF
 GAS CHASSIS IS QUOTED.



COMPARTMENT
 O.S.S #1

CLEAR OPENING: 77.00h x 18.25w
 INSIDE DIM'S.: 86.75h x 24.50w x 20.75d
 MAIN OXYGEN STORAGE
 (1) ADJUSTABLE SHELF

O.S.S #2

CLEAR OPENING: 44.25h x 39.50w
 INSIDE DIM'S.: 47.75h x 45.50w x 20.75d
 (1) ADJUSTABLE SHELF

O.S.S #3

CLEAR OPENING: 63.50h x 28.75w
 INSIDE DIM'S.: 65.25h x 32.50w x 20.75d
 INSIDE/OUTSIDE ACCESS
 (1) ADJUSTABLE SHELF

THIS DRAWING IS FOR REPRESENTATIONAL PURPOSES ONLY. DETAILS ARE CONCEPTUAL AND ARE SUBJECT TO CHANGE DURING DESIGN AND CONSTRUCTION
 DIMENSIONS ARE APPROXIMATE UNLESS NOTED OTHERWISE TO MEET A SPECIFIC CUSTOMER NEED.

BULLDOG STOCK

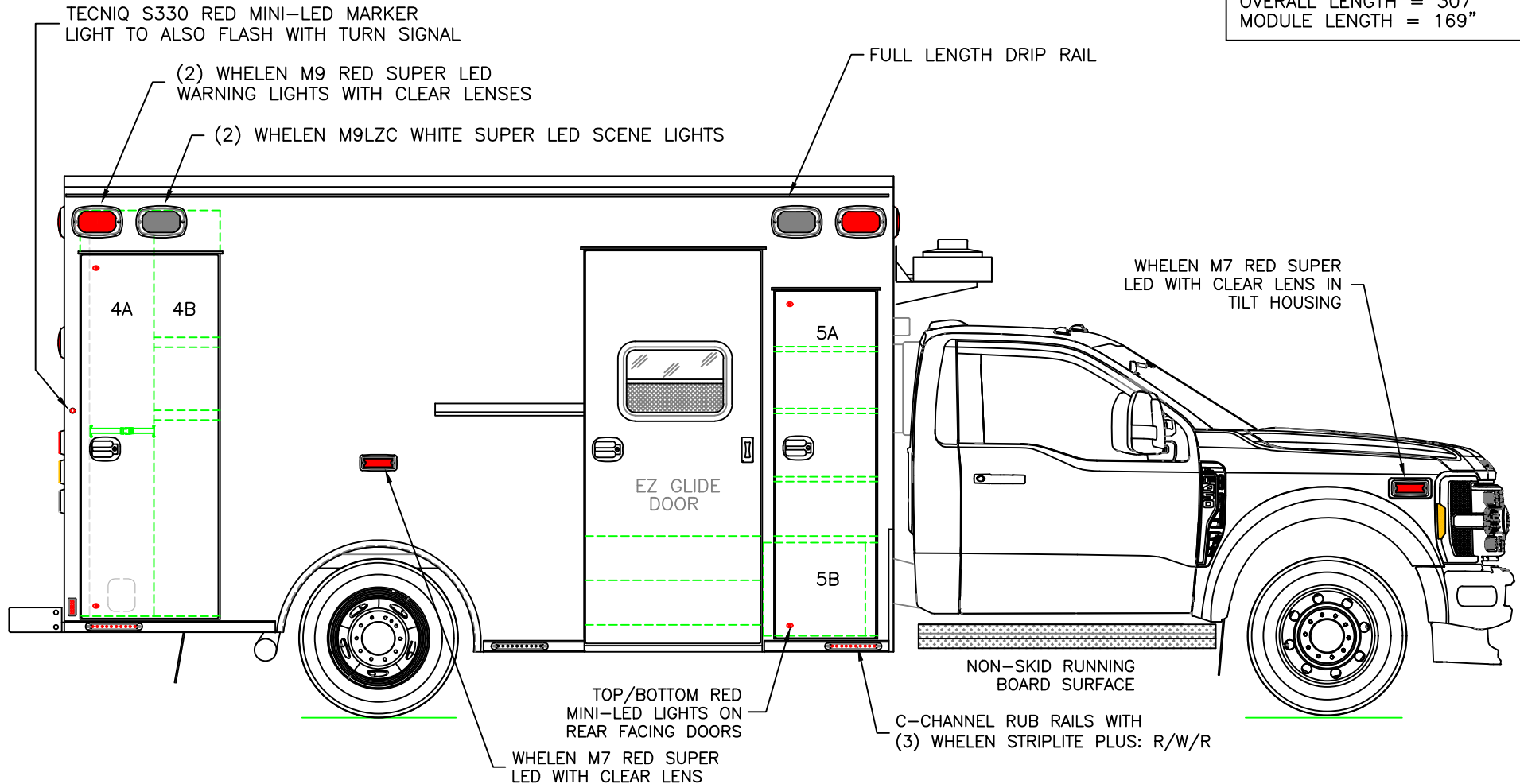


STREETSIDE EXTERIOR VIEW
 CHIEF XL-1/F550 4X4-DIESEL CHASSIS

DATE:	9-12-23
DWG.:	REV.
BT	NR

DRAWING NO.	CPQ# 9061
	BULLDOG-3

DIMENSIONS ARE APPROXIMATE
 OVERALL HEIGHT = 112"
 OVERALL LENGTH = 307"
 MODULE LENGTH = 169"



COMPARTMENT
 O.S.S #4

CLEAR OPENING: 73.00h x 24.75w
 INSIDE DIM'S. 4A: 82.75h x 15.00w x 20.75d
 BACKBOARD/SCOOP STORAGE
 INSIDE DIM'S. 4B: 82.75h x 13.50w x 20.75d
 (2) ADJUSTABLE SHELVES WITH INSIDE/OUTSIDE ACCESS

O.S.S #5

CLEAR OPENING: 69.50h x 17.50w
 INSIDE DIM'S. 5A: SEE PARTITION INTERIOR VIEW
 INSIDE/OUTSIDE STORAGE WITH (3) ADJUSTABLE SHELVES
 INSIDE DIM'S. 5B: 19.00h x 20.75w x 18.00d

THIS DRAWING IS FOR REPRESENTATIONAL PURPOSES ONLY. DETAILS ARE CONCEPTUAL AND ARE SUBJECT TO CHANGE DURING DESIGN AND CONSTRUCTION
 DIMENSIONS ARE APPROXIMATE UNLESS NOTED OTHERWISE TO MEET A SPECIFIC CUSTOMER NEED.

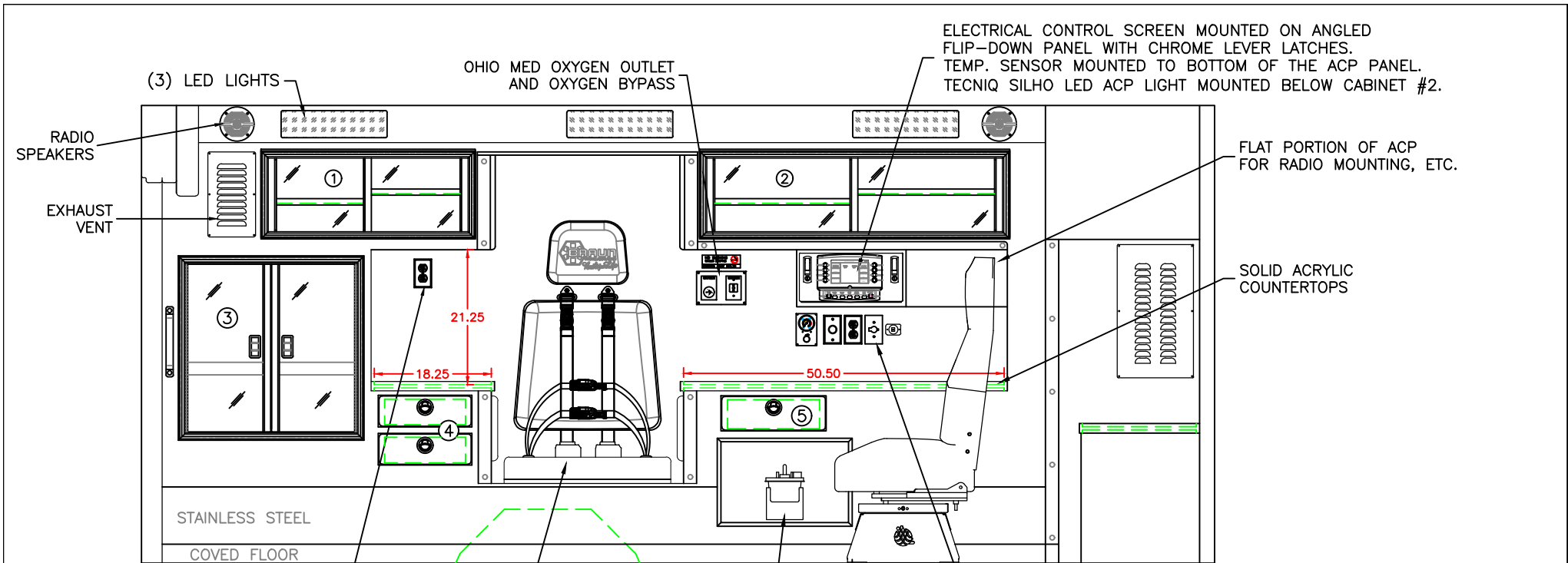
BULLDOG STOCK



CURBSIDE EXTERIOR VIEW
 CHIEF XL-1/F550 4X4-DIESEL CHASSIS

DATE:	9-12-23	
DWG.:	BT	REV. NR

DRAWING NO.	CPQ# 9061
	BULLDOG-4



(3) LED LIGHTS
 OHIO MED OXYGEN OUTLET AND OXYGEN BYPASS
 ELECTRICAL CONTROL SCREEN MOUNTED ON ANGLED FLIP-DOWN PANEL WITH CHROME LEVER LATCHES.
 TEMP. SENSOR MOUNTED TO BOTTOM OF THE ACP PANEL.
 TECNIQ SILHO LED ACP LIGHT MOUNTED BELOW CABINET #2.

RADIO SPEAKERS
 EXHAUST VENT
 FLAT PORTION OF ACP FOR RADIO MOUNTING, ETC.

STAINLESS STEEL
 COVED FLOOR
 SOLID ACRYLIC COUNTERTOPS

21.25
 18.25
 50.50
 125VAC OUTLET
 EVS CONTOURED V4 HARNESS SEATING POSITION
 RECESSED SSCOR SUCTION CANISTER
 SUCTION CONTROL/RADIO FADER/125VAC OUTLET; 12VDC OUTLET/DUAL USB PORT
 EVS SEAT WITH ADULT V4 HARNESS, MOUNTED ON SWIVEL BASE

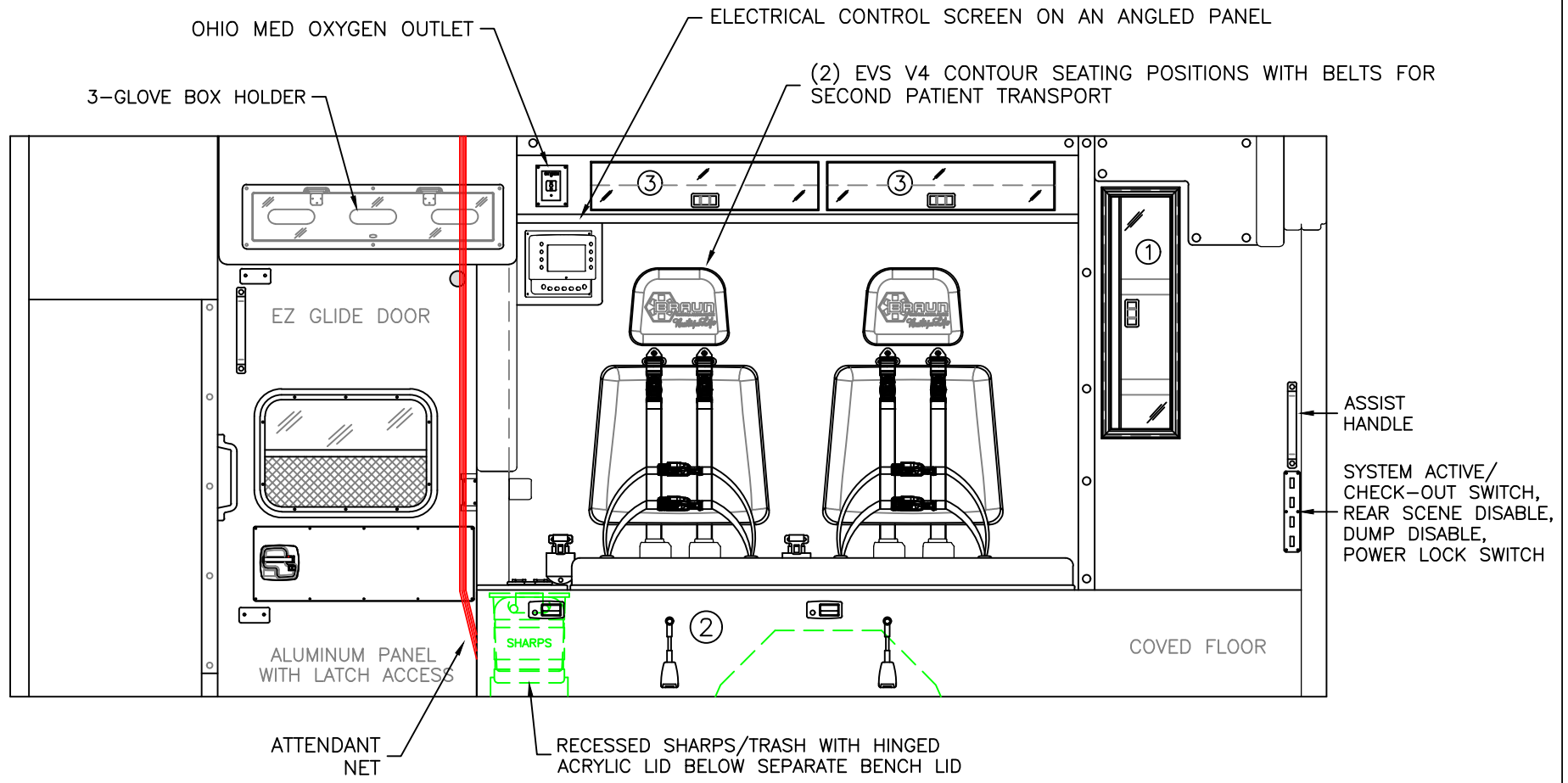
COMPARTMENT

- #1 DOOR OPENING: 11.50h x 31.50w
 INSIDE DIMS: 13.25h x 33.00w x 17.25d
 (1) ADJ SHELF EACH SIDE OF CENTER DIVIDER
 RESTOCKING-SLIDING POLYCARBONATE DOORS
 TOTAL CABINET WEIGHT RATING = 25 lbs.
- #2 DOOR OPENING: 11.50h x 46.50w
 INSIDE DIMS: 13.25h x 48.00w x 17.25d
 (1) ADJ SHELF EACH SIDE OF CENTER DIVIDER
 RESTOCKING-SLIDING POLYCARBONATE DOORS
 TOTAL CABINET WEIGHT RATING = 25 lbs.
- #3 DOOR OPENING: 26.50h x 26.75w
 INSIDE DIMS: O.S.S. #3
 HINGED POLYCARBONATE DOORS WITH FULL LENGTH HANDLES AND CENTER SQUEEZE LATCHES
 TOTAL CABINET WEIGHT RATING = 40 lbs.

- #4 (2) PULL-OUT DRAWERS TOWARDS AISLE
 INSIDE DIMS: 4.50h x 12.75w x 12.75d
 LOCKING STAINLESS STEEL FLUSH PULL LATCHES.
 TOTAL DRAWER WEIGHT RATING = 10 lbs. EACH
- #5 PULL-OUT DRAWER WITH HINGED ACRYLIC WRITING SURFACE
 INSIDE DIMS: 4.50h x 14.50w x 13.25d
 LOCKING STAINLESS STEEL FLUSH PULL LATCH
 TOTAL DRAWER WEIGHT RATING = 10 lbs.

CABINET FRAME RESTOCKING #1 & #2
 CABINETS WITH INVENTORY CONTROL SYSTEM

THIS DRAWING IS FOR REPRESENTATIONAL PURPOSES ONLY. DETAILS ARE CONCEPTUAL AND ARE SUBJECT TO CHANGE DURING DESIGN AND CONSTRUCTION
 DIMENSIONS ARE APPROXIMATE UNLESS NOTED OTHERWISE TO MEET A SPECIFIC CUSTOMER NEED.



COMPARTMENT

- #1 DOOR OPENING: 30.00h x 7.25w
INSIDE/OUTSIDE ACCESS TO OSS #4B
HINGED POLYCARBONATE DOOR WITH FULL LENGTH
HANDLE AND CENTER SQUEEZE LATCH
TOTAL CABINET WEIGHT RATING = 25 lbs.
- #2 INSIDE DIM'S: 14.25h x 77.00w x 21.00d

- #3 DOOR OPENINGS: 6.25h x 29.25w
INSIDE DIMS: 6.25h x 29.25w x 10.25d
TOP HINGED POLYCARBONATE DOORS WITH
CENTER SQUEEZE LATCHES
43" MINIMUM HEADROOM BELOW THE CABINET
CABINETS DO NOT HAVE WEIGHT RATING

CABINETS WITH INVENTORY CONTROL SYSTEM

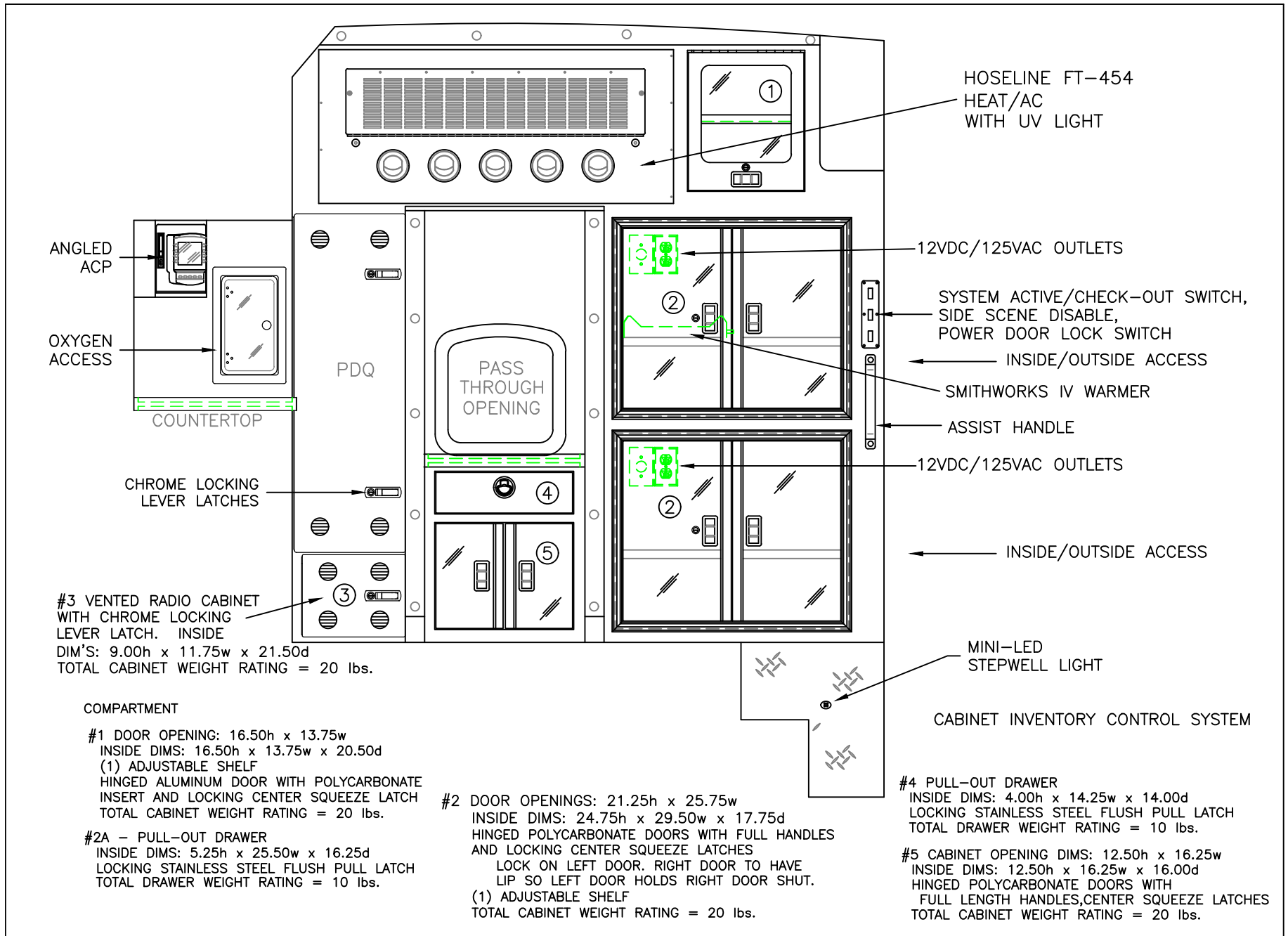
THIS DRAWING IS FOR REPRESENTATIONAL PURPOSES ONLY. DETAILS ARE CONCEPTUAL AND ARE SUBJECT TO CHANGE DURING DESIGN AND CONSTRUCTION
DIMENSIONS ARE APPROXIMATE UNLESS NOTED OTHERWISE TO MEET A SPECIFIC CUSTOMER NEED.

BULLDOG STOCK



CURBSIDE INTERIOR VIEW
CHIEF XL-I

DATE:	9-12-23	DRAWING NO.	CPQ# 9061
DWG.	BT	REV.	NR
		BULLDOG-6	



THIS DRAWING IS FOR REPRESENTATIONAL PURPOSES ONLY. DETAILS ARE CONCEPTUAL AND ARE SUBJECT TO CHANGE DURING DESIGN AND CONSTRUCTION
DIMENSIONS ARE APPROXIMATE UNLESS NOTED OTHERWISE TO MEET A SPECIFIC CUSTOMER NEED.

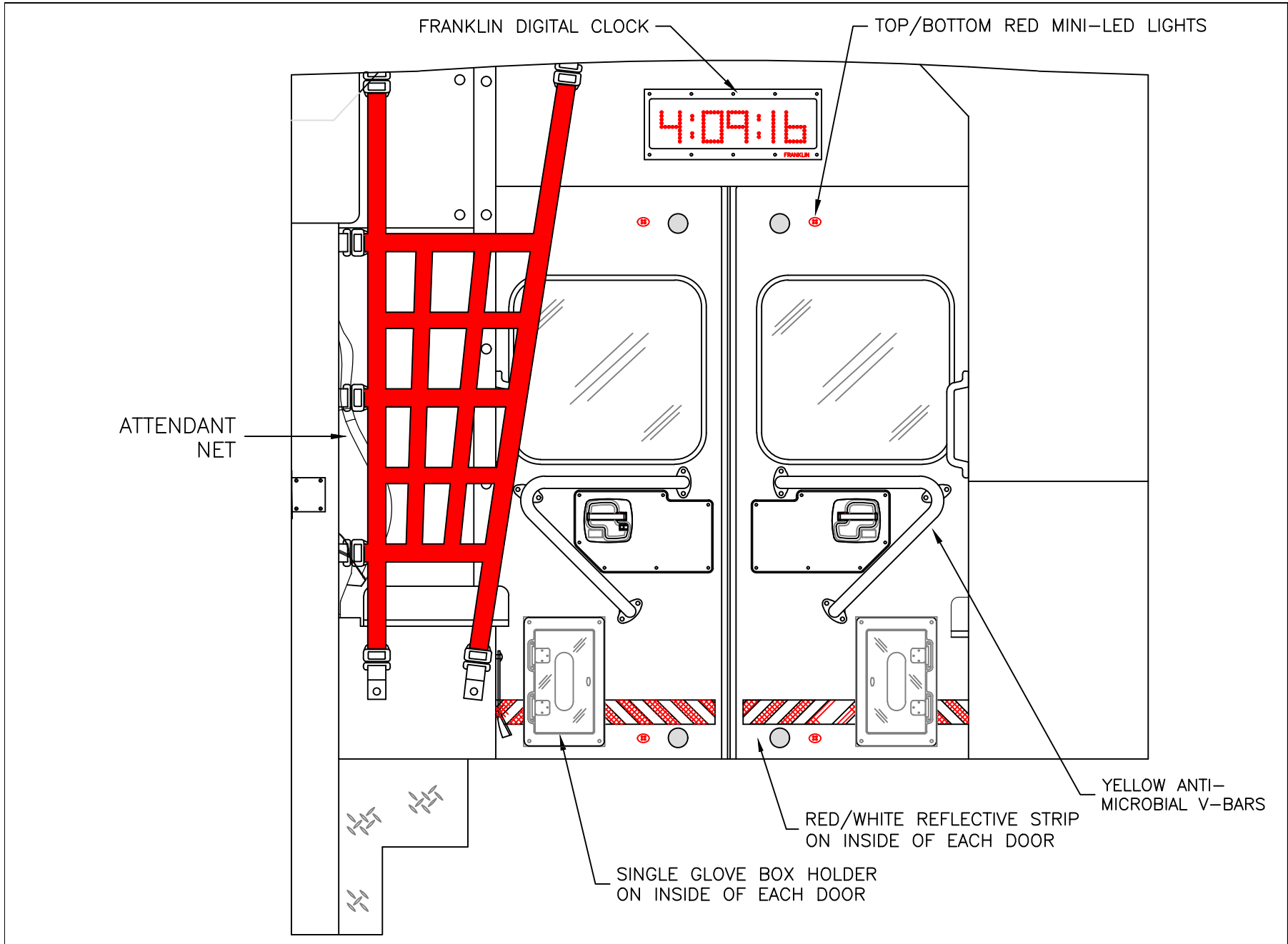
BULLDOG STOCK



PARTITION INTERIOR VIEW
CHIEF XL-1

DATE:
9-12-23
DWG.
BT

DRAWING NO.
CPQ# 9061
REV.
NR
BULLDOG-7



THIS DRAWING IS FOR REPRESENTATIONAL PURPOSES ONLY. DETAILS ARE CONCEPTUAL AND ARE SUBJECT TO CHANGE DURING DESIGN AND CONSTRUCTION DIMENSIONS ARE APPROXIMATE UNLESS NOTED OTHERWISE TO MEET A SPECIFIC CUSTOMER NEED.

BULLDOG STOCK



REAR INTERIOR VIEW
CHIEF XL-1

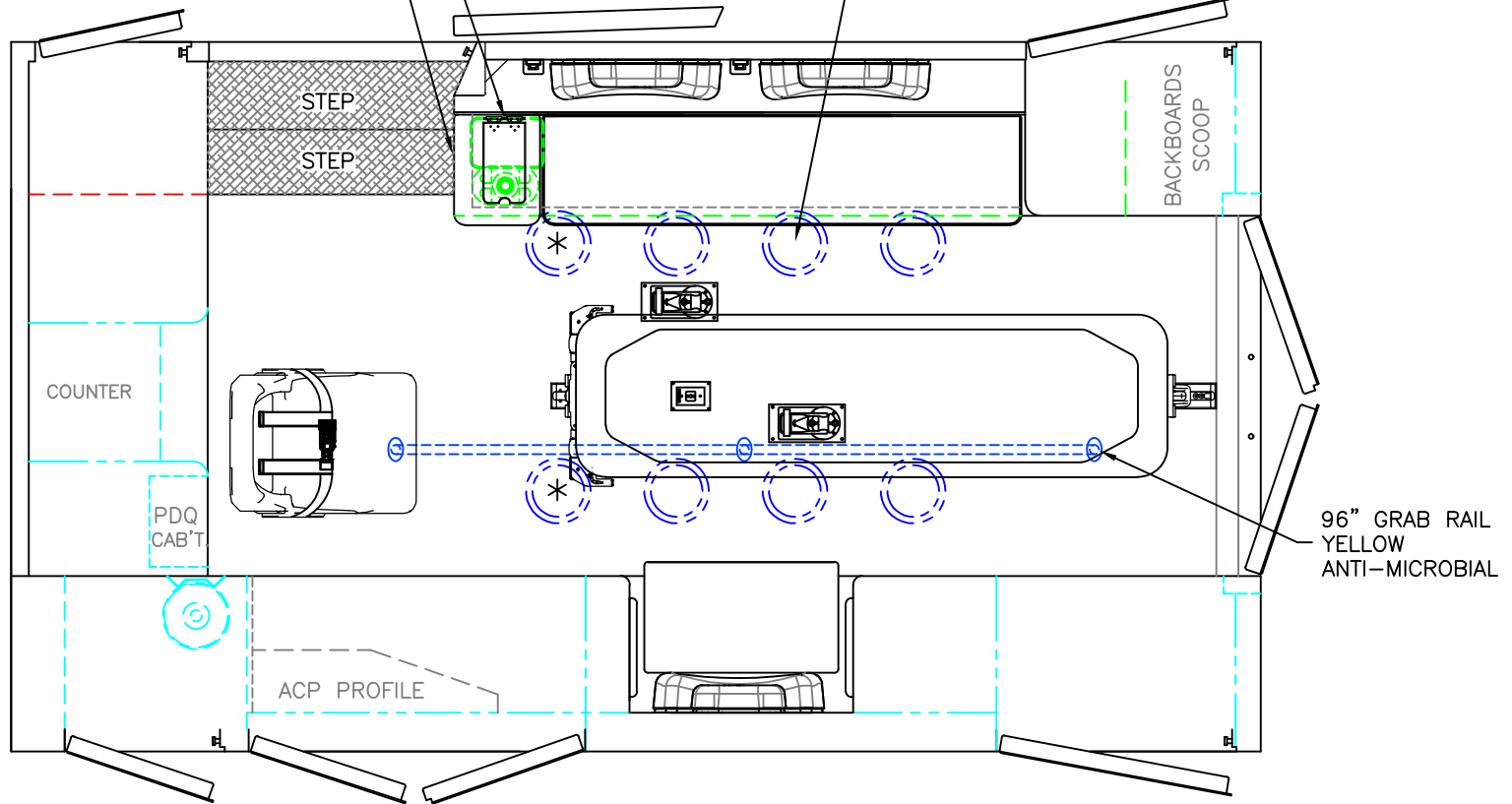
DATE:
9-12-23
DWG.
BT

DRAWING NO.
CPQ# 9061
REV.
NR BULLDOG-8

RECESSED SHARPS/TRASH WITH HINGED
ACRYLIC LID BELOW SEPARATE BENCH LID

ATTENDANT NET

(8) LED
DOME LIGHTS



COUNTER

PDQ
CAB'T

ACP PROFILE

BACKBOARDS
SCOOP

96" GRAB RAIL
YELLOW
ANTI-MICROBIAL

 = (2) RECESSED CEILING IV HANGER LOCATIONS

 = (1) CEILING OXYGEN OUTLET

* (2) ANTENNA BASES LOCATED OUTBOARD OF
DOME LIGHTS WITH COAX SERVICE LOOP

STRYKER FLOOR PLATE AND 12V PRE WIRE FOR CUSTOMER FUTURE
INSTALL OF A POWER OR PERFORMANCE COT LOAD SYSTEM
COT SHOWN FOR REFERENCE ONLY

MODULE WIDTH = 96"
MODULE LENGTH = 169"
MODULE HEAD ROOM = 72"

THIS DRAWING IS FOR REPRESENTATIONAL PURPOSES ONLY. DETAILS ARE CONCEPTUAL AND ARE SUBJECT TO CHANGE DURING DESIGN AND CONSTRUCTION
DIMENSIONS ARE APPROXIMATE UNLESS NOTED OTHERWISE TO MEET A SPECIFIC CUSTOMER NEED.

BULLDOG STOCK



FLOOR INTERIOR VIEW
CHIEF XL-I

DATE:
9-12-23
DWG:
BT

DRAWING NO.
CPQ# 9061
REV:
NR
BULLDOG-9